



Icon Series

Woodburning Fireplaces

I100T shown with St. Cloud shelf, green granite and Grand Vista door

heatilator[®]
The first name in fireplaces

Icon Series,

a Fireplace of Epic Proportions

- Choice of three premium sizes with true brick-to-brick opening widths of 50" for I100, 42" for I80 and 36" for I60
- Clean design allows finishing materials to be applied right up to the edge of the firebox opening
- Can be installed flush to the floor or on a raised hearth
- Refractory lining color and texture deliver convincing masonry look in herringbone and traditional brick refractory pattern finished in multiple earth-toned color shades
- Factory-installed outside air kits utilize outside air for combustion for maximum drafting performance
- A hearth extension is required
- SL1100 Series venting
- Tested and listed to UL safety standards
- Heatilator Warranty

Options*



Grand Vista Doors



Contour Doors



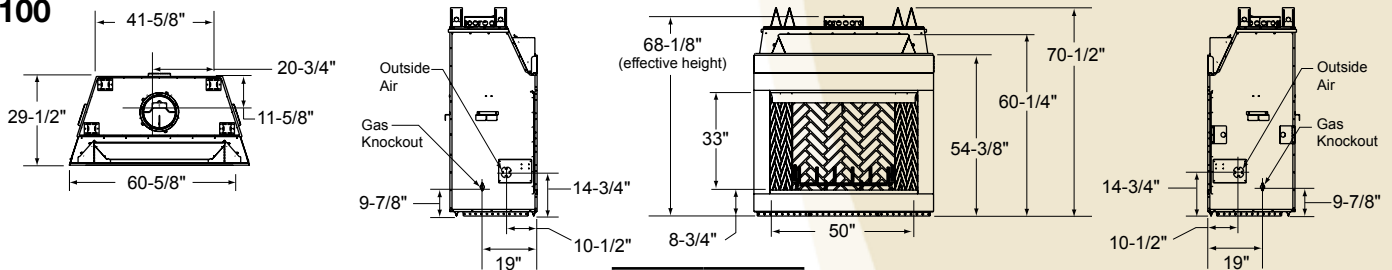
DM Doors



Fireside Gas Logs

Product Dimensions

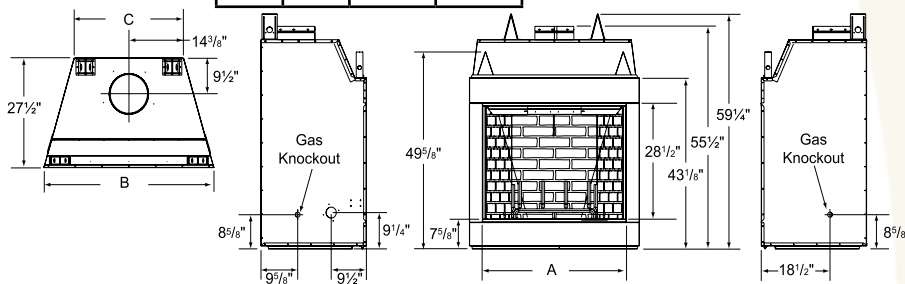
I100



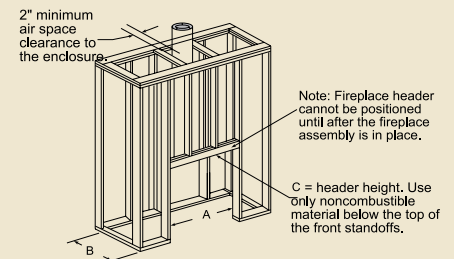
I80 and I60

PRODUCT DIMENSIONS			
	A	B	C
I80	42"	50 1/2"	34 1/2"
I60	36"	44 1/2"	28 3/8"

FIREBOX DEPTH	
I100	25 1/2"
I80	23 1/2"
I60	23 1/2"



Framing Dimensions



FRAMING DIMENSIONS			
	A	B	C
I100	61 5/8"	30 3/8"	61"
I80	51 1/2"	28 1/2"	49 3/4"
I60	45 1/2"	28"	49 3/4"

AVAILABLE FROM

heatilator
The first name in fireplaces

a brand of Hearth & Home Technologies Inc.
1915 West Saunders Street • Mt. Pleasant, Iowa 52641
800-927-6841 • heatilator.com

The information provided in this literature is for planning purposes only and subject to change. Please consult the installation manual for actual installation. Actual product appearance may differ from product images. The flame and ember appearance may vary based on the type of fuel burned and venting configuration used. For full warranty details, go to heatilator.com.
*Please consult the MSRP book for a complete list of models and optional accessories